

Instructions on how to register for the DIDO Online Course

A free e-course is offered through the DIDO project. The online course concentrates on providing learners a thorough presentation of the curriculum which includes all information and findings from the research phase, the learning outcomes matrix and the didactic model framework.

The new curriculum is now available for free in English, Greek, German, Slovenian and Romanian as an open educational resource to all VET professionals who register on the project website and e-learning portal.

In order to register for the online course, please complete the following steps:

1. Open a **web browser** (please avoid older versions of Internet Explorer, prefer latest versions of Firefox, Chrome or Safari and type the following link:

<http://www.didoproject.org/>

By typing or clicking on the above link on your browser, you will see the following menu loaded onto your computer screen.

2. Click on the e-Learning button:



3. Then, click again on the **e-Learning Button**:

e-Learning

During the project, a minimum of 72 VET professionals or workplace learning providers will complete the pilot implementation of the new continuous professional development curriculum. This new resource will be available as an Open Education Resource and accessible for any VET worker, organization or training provider who registers on the project e-learning portal.



By clicking the above button, you will see the following registration form loaded on your screen.

You are n

Log in

Username

Password

Remember username

[Log in](#)


[Forgotten your username or password?](#)

Cookies must be enabled in your browser [?](#)

Some courses may allow guest access

[Log in as a guest](#)

[Create new account](#)

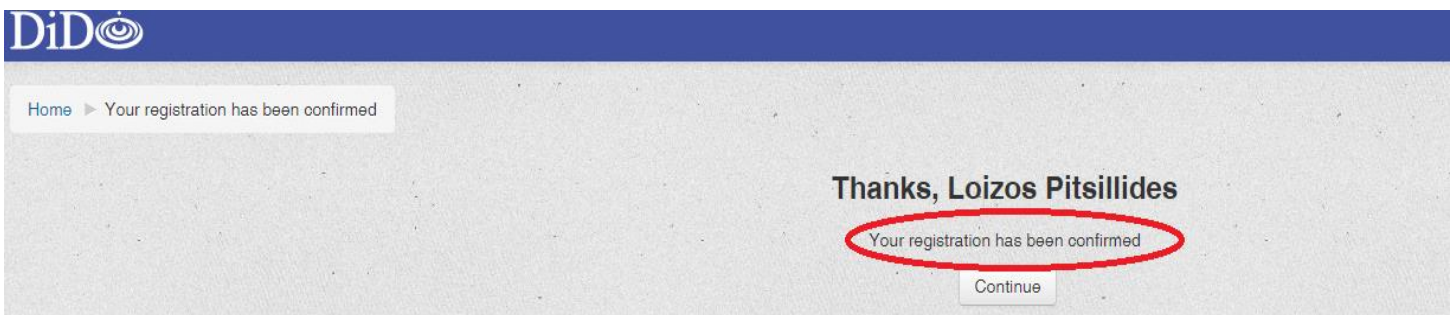


4. Click on the **“Create new account”** button.

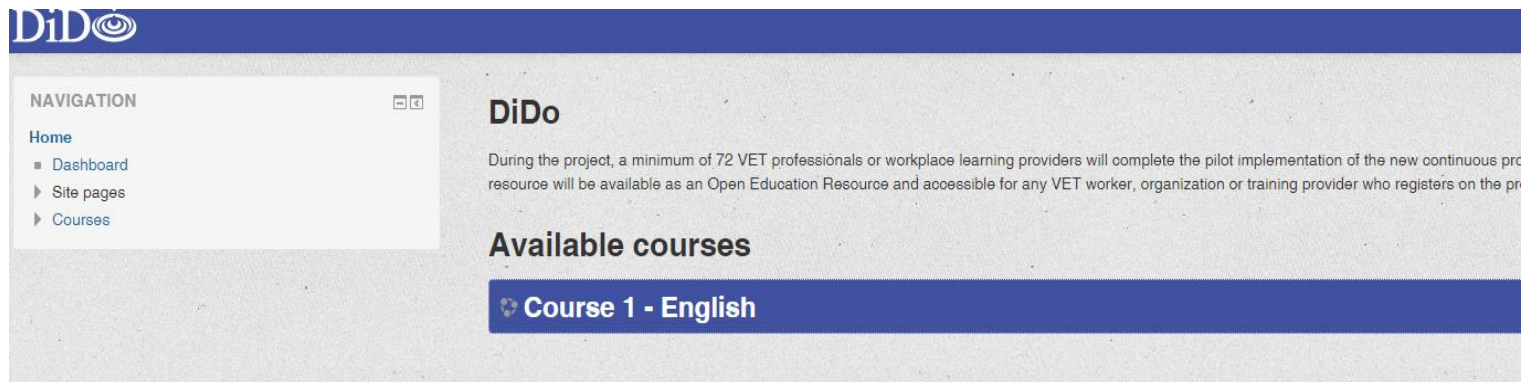
5. When you see the following registration form, follow the simple registration steps in order to create a new account.

The screenshot shows the 'New account' registration page for DiD. At the top, there is a blue header with the DiD logo. Below the header, a breadcrumb trail reads 'Home > Log in > New account'. The main heading is 'New account'. Underneath, there are two sections: 'Choose your username and password' and 'More details'. The 'Choose your username and password' section contains a 'Username *' field and a 'Password *' field. A note below the password field states: 'The password must have at least 8 characters, at least 1 digit(s), at least 1 lower case letter(s), at 1'. The 'More details' section contains fields for 'Email address *', 'Email (again) *', 'First name *', 'Surname *', 'City/town', and 'Country' (a dropdown menu with 'Select a country' as the current selection). At the bottom of the form, there are two buttons: 'Create my new account' (in blue) and 'Cancel'. A footer note at the bottom of the form reads: 'There are required fields in this form marked *'.

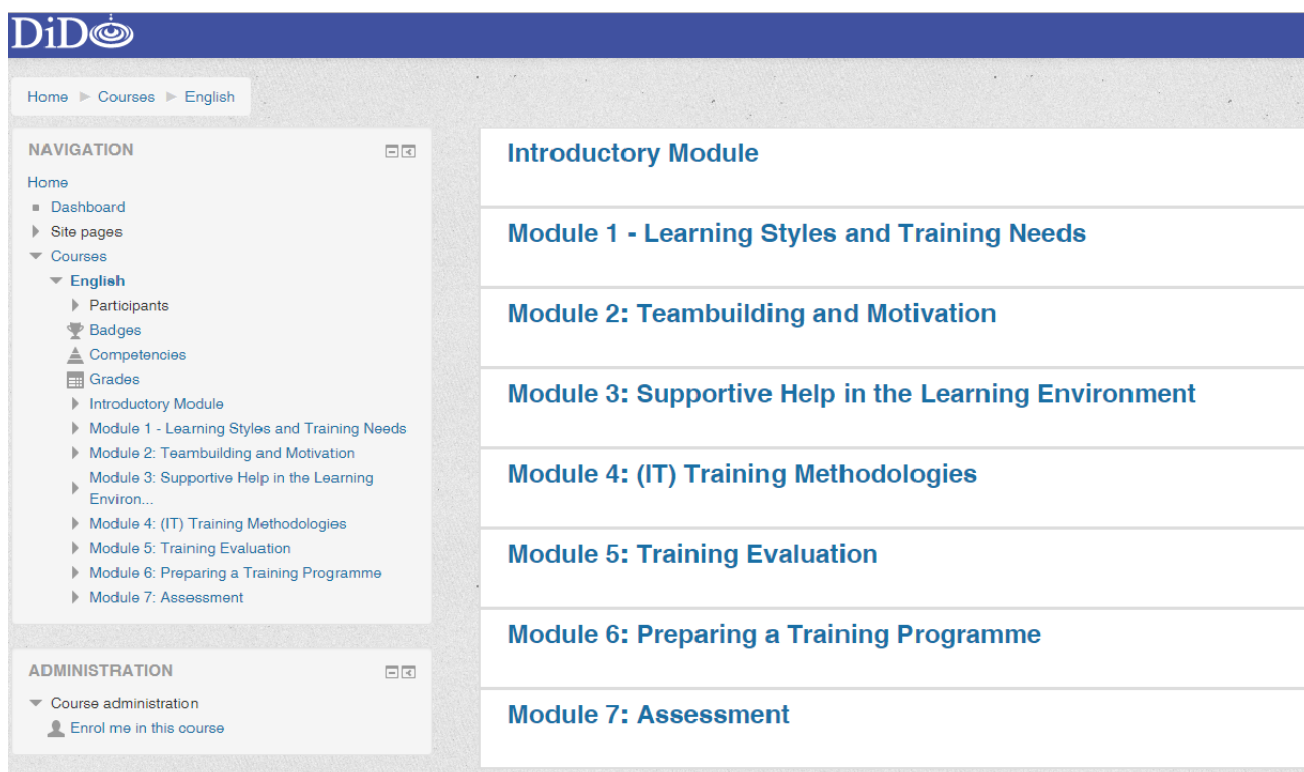
6. Activate your account by **clicking on the URL** that has been sent to your email (Please check your Spam/Junk folder for the email if you do not receive it in your Inbox).



7. **Press Continue and Select the language** of the course you would like to attend.



7. You are now ready to start with the DIDO online course!



If you have any further questions or if you need help, please contact us at: loizos.pitsillides@innovade.eu